

Spontaneous enrichment of phosphorylcholine groups on polyolefin surface with perfluoroalkylated lipids additives

Yasuhiko IWASAKI, Kazunari AKIYOSHI.

Institute of Biomaterials and Bioengineering, Tokyo Medical and Dental University.

Introduction: There has been a great deal of interest in the phosphorylcholine surfaces in both research and technology due to the possibilities of many potential biomedical applications.¹

Surface modification via surface enrichment of one component of a multicomponent system, the driving force for surface modification in such a system, is largely thermodynamic where the component with the lowest critical surface tension rises to the air/polymer interface, thereby lowering the interfacial free energy.

Consequently, fluorochemicals and fluoropolymers have often been studied as surface-modifying molecules for various applications. We report here a new feature for highly wettable polyethylene films prepared by spontaneous surface-enrichment of perfluoroalkylated phosphorylcholine (PC) additives via a simple heat-press technique.

Methods: Perfluoroalkyl phosphorylcholines (n=6,8,10) were synthesized by an improved process of 2-methacryloxyethyl phosphorylcholine (MPC) synthesis.² The chemical structure of perfluoroalkylated PCs is shown in Figure 1. Hexadecyl phosphorylcholine (C₁₆PC) was also synthesized as previously reported.³

The composite polyethylene films were processed by a heat-press technique. Typically, the low-density polyethylene (LDPE) micro particles (0.5 g) and 2-(perfluorodecyl)ethyl phosphorylcholine (CF₁₀PC, 0.05 g, 6.86 × 10⁻⁵ mol) were mixed and thoroughly ground in a mortar. The mixed powder was then placed between two stainless steel plates and pressed at 120°C at a pressure of about 5 MPa for 3 min. To determine the appropriate CF₁₀PC composition, we prepared films with different blend ratios [CF₁₀PC/PE=1/10 (0.05 g, 6.86 × 10⁻⁵ mol/0.5 g); 1/25 (0.02 g, 2.74 × 10⁻⁵ mol/0.5 g); 1/50 (0.01 g, 1.37 × 10⁻⁵ mol/0.5 g); and 1/100 (0.005 g, 6.86 × 10⁻⁶ mol/0.5 g) by weight]. Other PC compounds were mixed with PE particles with molar compositions similar to that of CF₁₀PC.

X-ray photoelectron spectroscopy (XPS) was performed on a Scienta ESCA-200 spectrometer with AlK α . The dynamic water contact angles for the samples were recorded using a First Ten Angstroms FT-125 goniometer and Gilmont syringes. The advancing (θ_A) and receding (θ_R) contact angle was measured with addition to and withdrawal from the drop, respectively.

Results and Discussion: Figure 2 shows the surface enrichment of the PC additives on the composite films. On every composite film, the surface P/C ratio was higher than that of the bulk ratio. While the P/C ratio was not

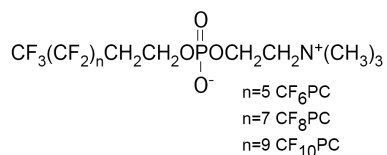


Figure 1 Chemical structure of fluoroalkylated PCs

changed remarkably with the bulk composition of C₁₆PC, the ratio was increased with an increase in the composition of perfluoroalkylated phosphorylcholine. In particular, the phosphorus concentration of the CF₈PC/PE film was significantly higher than those of other composite films with low molar CF₈PC (1.37 × 10⁻⁵ mol).

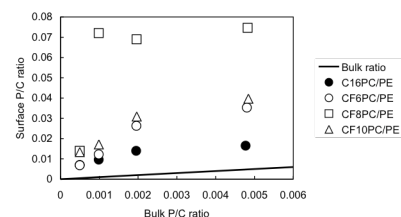


Figure 2 Surface vs. bulk P/C ratio of composite films

Water contact angle data for the PE film was $\theta_A/\theta_R = 97^\circ/81^\circ$. The contact angles were decreased with an increase in the composition of PC additives. On the C₁₆PC/PE surface, the contact angles reached $\theta_A/\theta_R = 43^\circ/15^\circ$ when the composition of C₁₆PC was 6.86 × 10⁻⁵ mol. At this concentration, the surface coverage of C₁₆PC was ~15% calculated from XPS data and was lower than that of fluoroalkylated PCs. The water contact angles of the C₁₆PC/PE film were then relatively high.

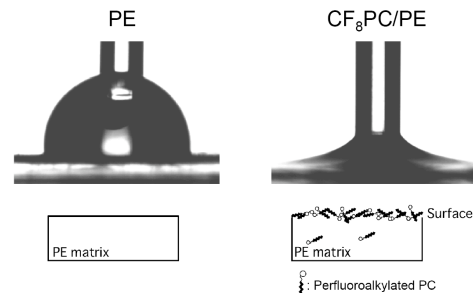


Figure 3 Water drops on PE and CF₈PC/PE films

The surface contact angles (θ_A/θ_R) of CF₈PC/PE were dramatically decreased at 28°/8° with 2.74 × 10⁻⁵ mol CF₈PC and 17°/<5° with 6.86 × 10⁻⁵ mol CF₈PC. The effects of CF₆PC and CF₁₀PC on improving surface wettability were less than CF₈PC because of their low surface coverage. Photographs of typical water drops on PE and CF₈PC/PE are shown in Figure 3. While a water drop on PE film has a round shape, the shape spread out completely on CF₈PC/PE film with 2.74 × 10⁻⁵ mol of CF₈PC. Surface activity and mobility of CF₈PC may be the optimum for the enrichment of polyethylene film surfaces. Perfluoroalkylated PCs are potential compounds to improve wettability of polyethylene film. The high wettability can be obtained without any chemical and physical treatment. Furthermore, no solvent was needed.

References: [1] Iwasaki Y et al., *Anal Bioanal Chem* 2005, 381, 534. [2] Ishihara K et al., *Polym J* 1990, 22, 355. [3] Kang EC et al., *Bull Chem Soc Jpn* 2005, 78, 1558.